

# Indicator Lights

To match 8500, 8600, R13, 1500, 1550, 5500, 6000, 8300 and 7000 switches

## Colours and voltages:

- Neon** Available with Red, Amber, Green or Clear lenses  
100/130V (marked 110V), 200/250V (marked 230V)
- Filament lamp** Available with Red, Amber or Green lenses  
6V, 12/14V, 24/28V
- Mains LED** 6030 only

## To create a catalogue number:

Refer to the 2 columns below (terminal and type), then state: Lens colour, voltage and whether neon or filament lamp.

- ▶ Indicator lights
- ▶ Neon or filament lamp
- ▶ Bezel sizes from 6.7 to 16.3mm diameter
- ▶ Red, amber green and clear neons
- ▶ Red, amber and green filament lamps
- ▶ Styles to match rocker and push switches



UL file E63363  
CSA file LR29381

Approvals shown for neon versions only



RoHS compliant

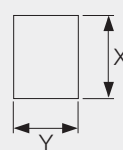
TERM	TYPE
------	------

H 4.8		<b>H8580 AB</b>	

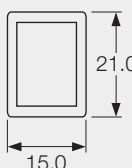
Full product details on pages 12-13

Body Code	Panel thickness	Cut-out	
		X	Y
B	0.75-1.25	19.1/19.2	12.9/13.0
	1.25-2.0	19.3/19.4	12.9/13.0
	2.0-3.0	19.7/19.8	12.9/13.0

Cut-out



Flange

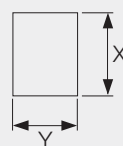


H 4.8		<b>H8630 FB</b>	
T			
X			

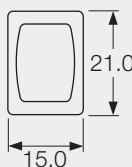
Full product details on pages 14-15

Body Code	Panel thickness	Cut-out	
		X	Y
B	0.75-1.25	19.1/19.2	12.9/13.0
	1.25-2.0	19.3/19.4	12.9/13.0
	2.0-3.0	19.7/19.8	12.9/13.0

Cut-out



Flange

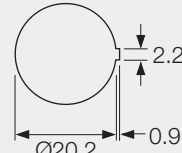


H 4.8		<b>R9 92B</b>	
			Approvals details - contact sales

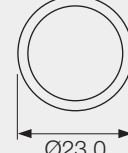
Full product details on pages 33

Snap fixing in panels thickness up to 3.0

Cut-out



Flange

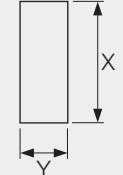


C 6.3		<b>C0430 A</b>	<b>C6030 AL</b>	
H 4.8				
K 2.8				
T				
				6030 - L body & C terminals only

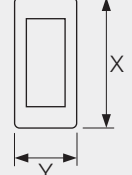
Full product details on pages 18-19 & 22-23

Body Code	Cut-out		Flange	
	Y	X	Y	X
A	12.2/12.3	27.2/27.3	14.0	30.2
B	11.0/11.1	30.0/30.1	14.0	33.4
L	11.0/11.1	30.0/30.1	14.0	31.9
R	14.0/14.1	28.5/28.6	17.0	31.5
T	11.5/11.6	28.2/28.3	14.0	30.2

Cut-out



Flange

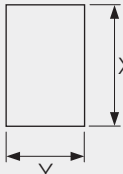


C 6.3		<b>C0480 A</b>	
H 4.8			
K 2.8			
T			

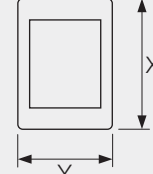
Full product details on pages 28-29

Body Code	Cut-out		Flange	
	Y	X	Y	X
A	22.3/22.4	27.2/27.3	25.0	30.2
B	22.1/22.2	30.0/30.1	25.0	33.4
L	22.1/22.2	30.0/30.1	25.0	32.0
R	23.0/25.4	28.4/28.5	28.9	33.2
T	22.3/22.4	28.2/28.3	25.0	30.2

Cut-out



Flange

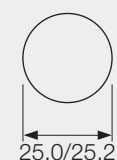


C 6.3		<b>C7030 AH</b>	
H 4.8			

Full product details on pages 44-45

Body Code	Cut-out	Flange
H	Ø25.0/25.2	Ø28.0

Cut-out



Flange

